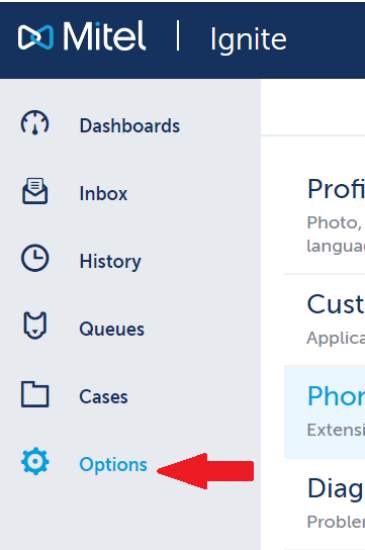
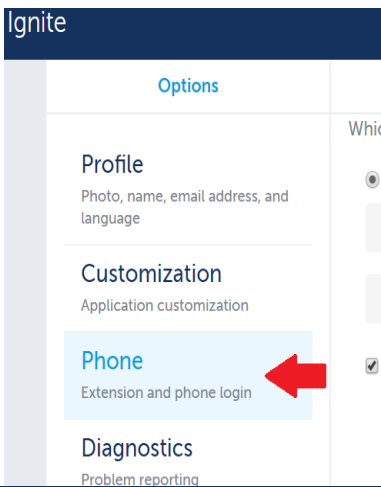


Mitel Ignite, Logging into Phone

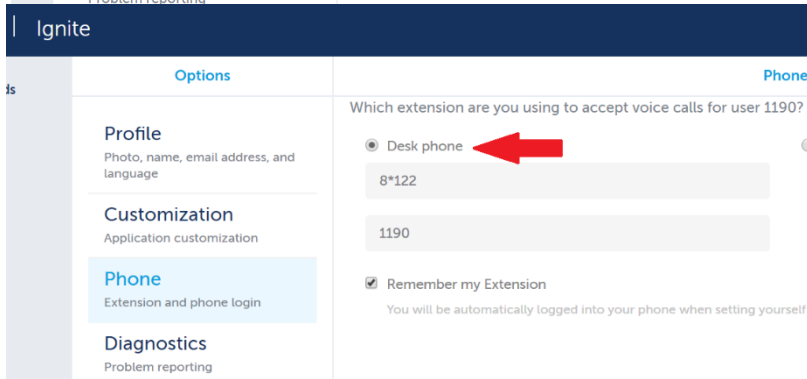
If you would prefer to use your Ignite Client to Log Yourself into Your Phone upon Availability, follow the instructions below.



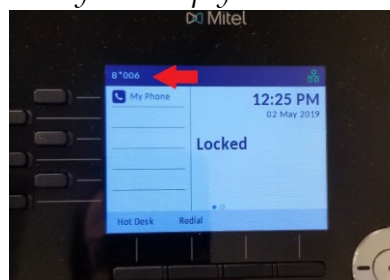
1. From the Ignite Software, Click on Options



2. Click on Phone



3. In the Desk Phone Area, Type the 8* Number on the top Left Corner of your phone (see example below) and the Pin to your Phone (this will be your Voicemail Password once you set up your voicemail)





Powered by **Bridgepointe Technologies**